
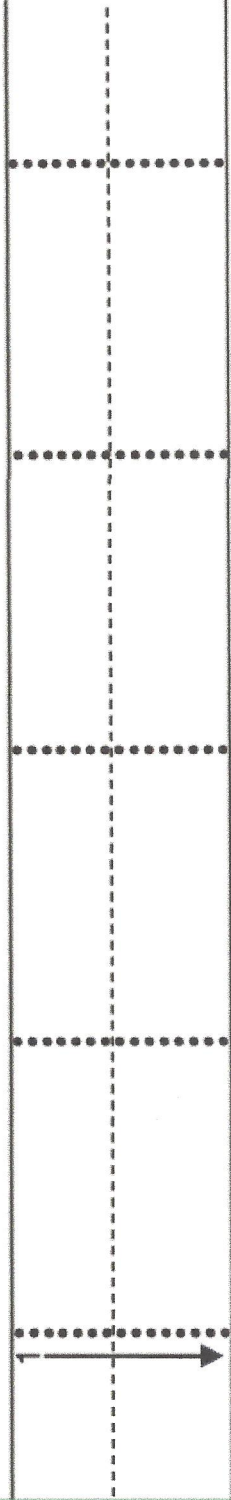


Name _____

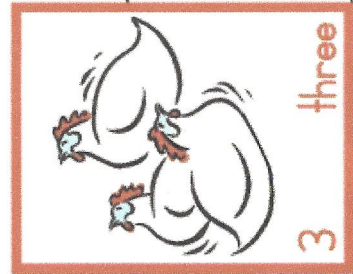
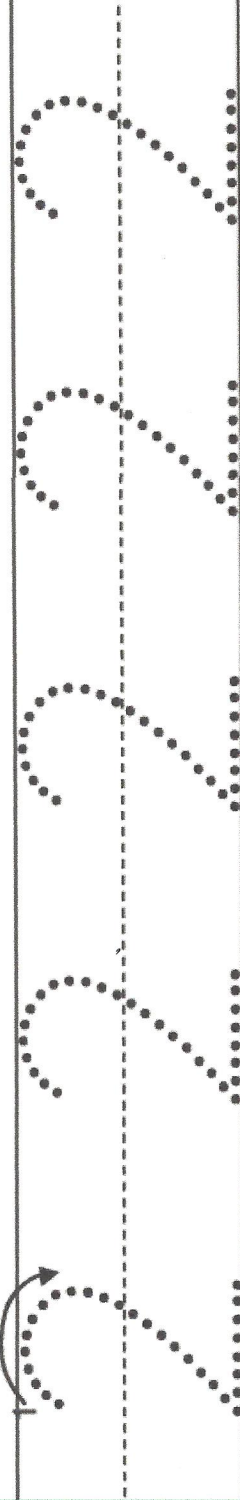
The Twelve Days of Christmas - Learn to Write Numbers 1 - 3



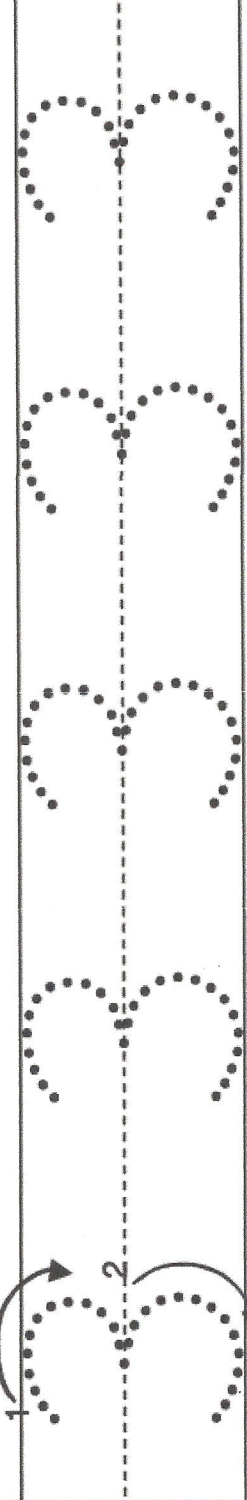
On the first day of Christmas my true love sent to me: A partridge in a pear tree



On the second day of Christmas my true love sent to me: Two turtle doves




On the third day of Christmas my true love sent to me: Three French hens


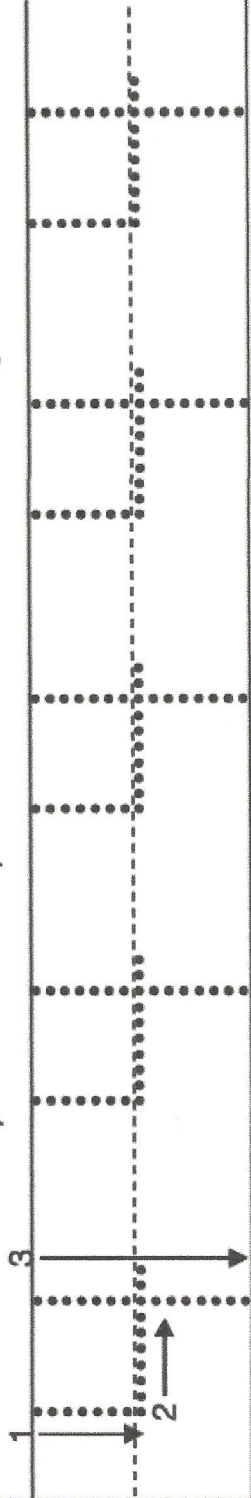


Name _____


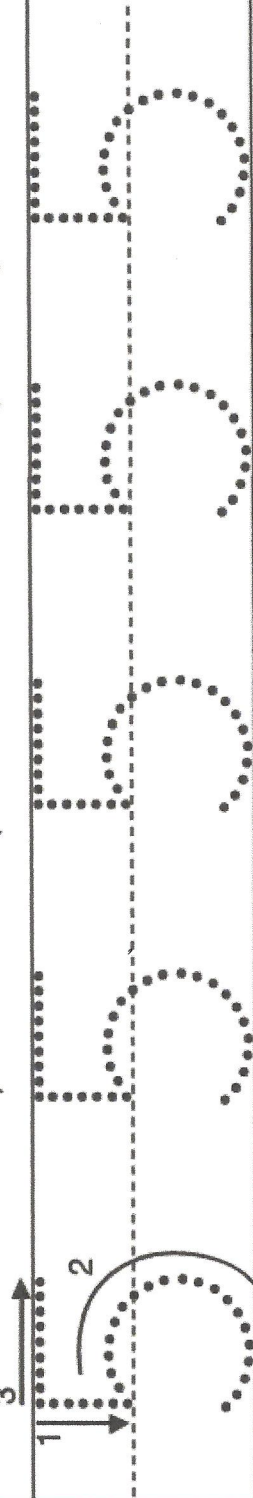
The Twelve Days of Christmas - Learn to Write Numbers 4 - 6



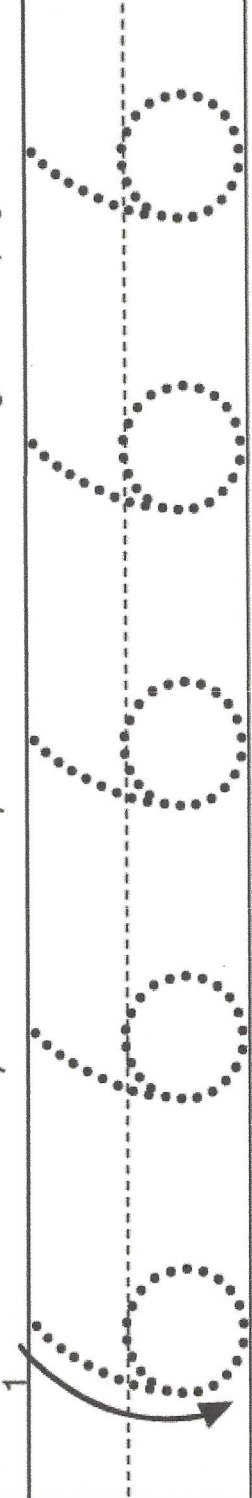
On the fourth day of Christmas my true love sent to me: Four calling birds



On the fifth day of Christmas my true love sent to me: Five golden rings



On the sixth day of Christmas my true love sent to me: Six geese a-laying




Name _____

The Twelve Days of Christmas - Learn to Write Numbers 7 - 9



On the seventh day of Christmas my true love sent to me: Seven swans swimming

Tracing guide for the number 7. It shows a dotted '7' on a three-line grid. A horizontal arrow labeled '1' points to the top bar, and a diagonal arrow labeled '2' points to the stem. To the right, there are four more dotted '7's for tracing.



On the eighth day of Christmas my true love sent to me: Eight maids a-milking

Tracing guide for the number 8. It shows a dotted '8' on a three-line grid. A curved arrow labeled '1' indicates the first counter-clockwise stroke, and a straight arrow labeled '2' indicates the second clockwise stroke. To the right, there are four more dotted '8's for tracing.




On the ninth day of Christmas my true love sent to me: Nine ladies dancing

Tracing guide for the number 9. It shows a dotted '9' on a three-line grid. A curved arrow labeled '1' indicates the counter-clockwise stroke for the circle, and a straight arrow labeled '2' indicates the downward stroke. To the right, there are four more dotted '9's for tracing.

Name _____


The Twelve Days of Christmas - Learn to Write Numbers 10 - 12



10 ten

On the tenth day of Christmas my true love sent to me: Ten lords a-leaping


Tracing practice for the number 10. It consists of four rows of a three-line grid (top, middle dashed, bottom). Each row contains a dotted number 10. The first row includes a curved arrow labeled '1' starting at the top of the '1' and pointing to the right, and a straight arrow labeled '1' starting at the top of the '0' and pointing to the right.



11 eleven

On the eleventh day of Christmas my true love sent to me: Eleven pipers piping

Tracing practice for the number 11. It consists of four rows of a three-line grid. Each row contains a dotted number 11. The first row includes a curved arrow labeled '1' starting at the top of the first '1' and pointing to the right, and a straight arrow labeled '1' starting at the top of the second '1' and pointing to the right.



12 twelve

On the twelfth day of Christmas my true love sent to me: Twelve drummers drumming

Tracing practice for the number 12. It consists of four rows of a three-line grid. Each row contains a dotted number 12. The first row includes a curved arrow labeled '1' starting at the top of the '1' and pointing to the right, and a straight arrow labeled '2' starting at the top of the '2' and pointing to the right.